



FOR YOUTH DEVELOPMENT®  
FOR HEALTHY LIVING  
FOR SOCIAL RESPONSIBILITY

# CHILDWATCH & POOL RESERVATION TUTORIAL

## TO GET STARTED:

Please download the app and create an account by clicking on "Sign Up" on the home screen. If you already have the Y app with an account, just open it up! Make sure you've selected your preferred branch location.

To reserve your spot in Childwatch or in the pool for Lap Swim, Water Walking or Open/Family Swim\*:

\*For Open/Family Swim, you must reserve a spot for each person swimming or watching on deck.

1

Click on the "Extras" tile

2

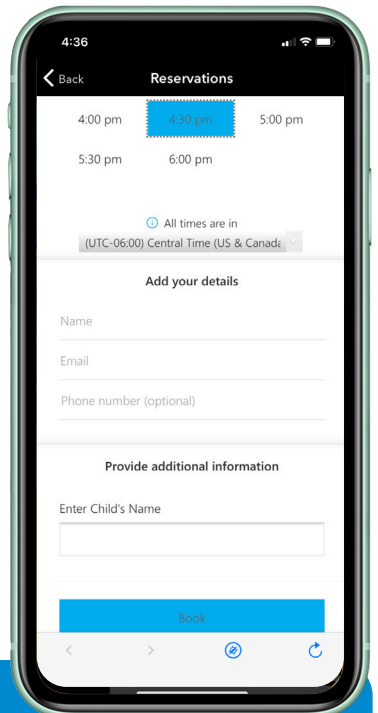
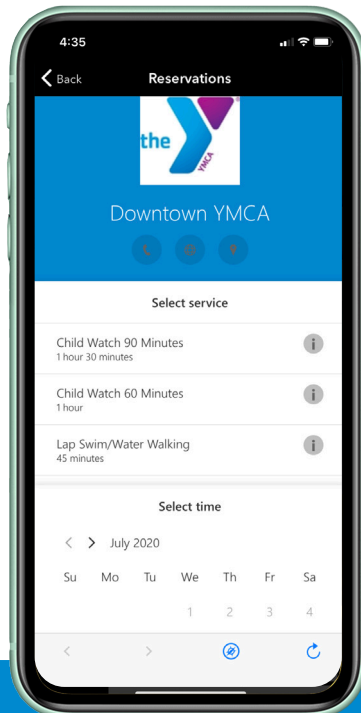
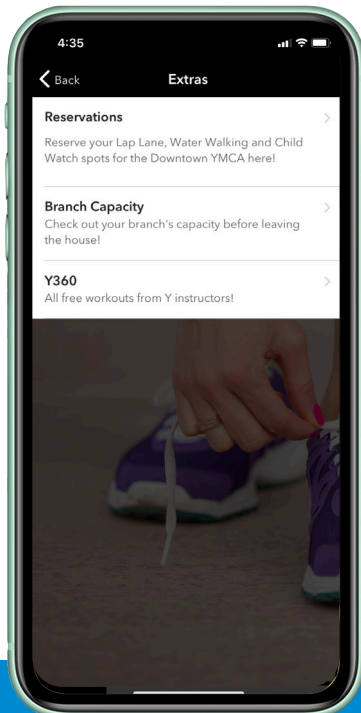
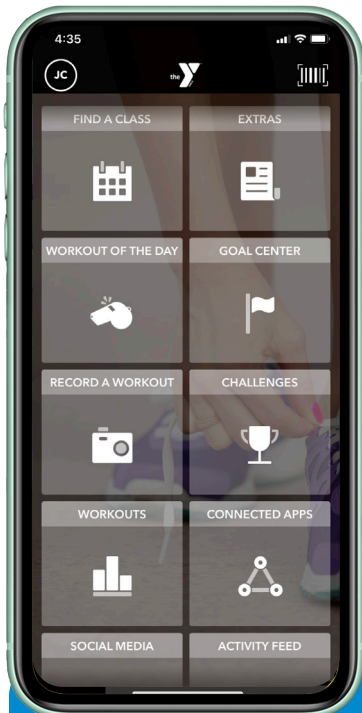
Select "Reservations"

3

Find your service & select. Scroll down & select your preferred day & time.

4

Add your details & click on "Book"  
If you cannot make your time, please cancel your reservation!



## WE CAN'T WAIT TO SEE YOU!

Remember to bring your own towel when using the pool.



FOR YOUTH DEVELOPMENT®  
FOR HEALTHY LIVING  
FOR SOCIAL RESPONSIBILITY

# CHILDWATCH & POOL

## CANCELLATION TUTORIAL

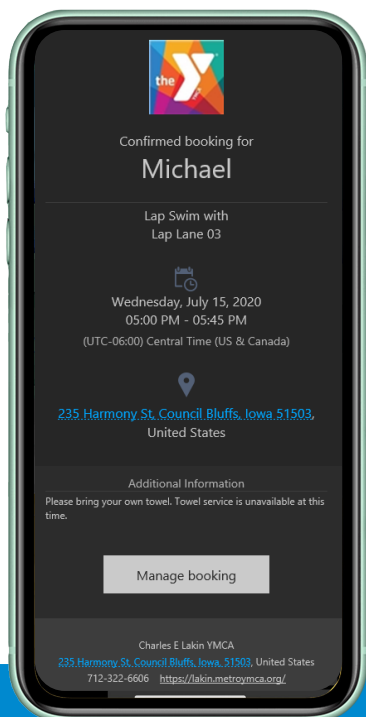
### TO CANCEL YOUR RESERVATION:

Once you make your reservation for Childwatch or the pool, you should use your confirmation email to cancel or reschedule your booking. Unfortunately, the app cannot be used directly to cancel or change a reservation.

To cancel or change your reservation in Childwatch or in the pool for Lap Swim, Water Walking or Open/Family Swim:

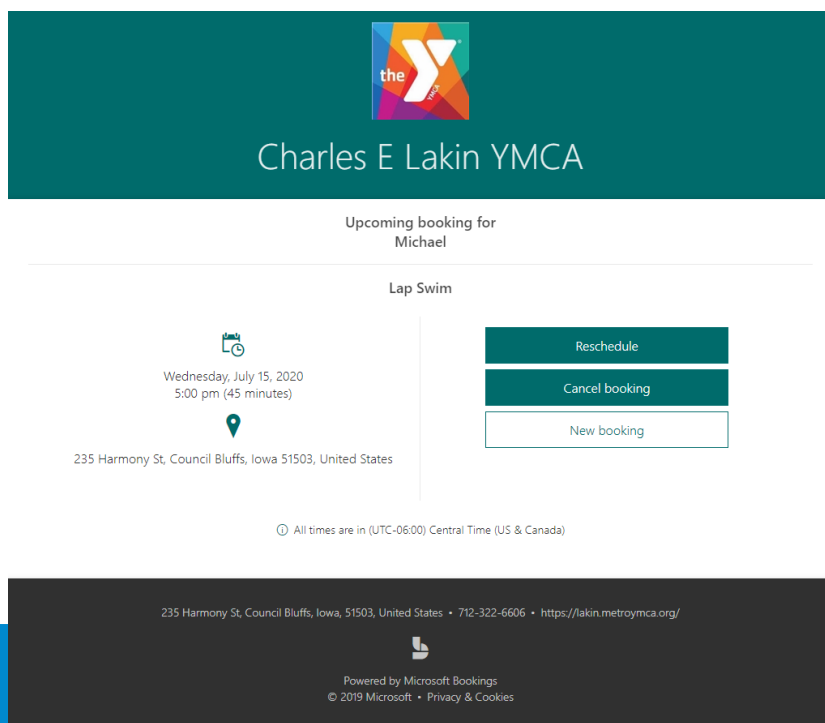
1

Open your confirmation email and click on 'Manage booking'



2

From this page you will be able to cancel your existing reservation by clicking on 'Cancel booking,' reschedule it by clicking on 'Reschedule' or add an additional reservation by clicking on the 'New booking' button. You will not be able to cancel within 30 minutes of your reservation.



# WE CAN'T WAIT TO SEE YOU!

Remember to bring your own towel when using the pool.